

Advanced Ajax and JavaScript

Using the jQuery Library

What is jQuery?

“jQuery is a fast and concise JavaScript Library that simplifies HTML document traversing, event handling, animating, and Ajax interactions for rapid web development. **jQuery is designed to change the way that you write JavaScript.**”

<http://jquery.com>

Get jQuery

<http://jquery.com>



Development version (for development)

“Minified” version (for deployment)

Get Help

<http://docs.jquery.com>

- API documentation
- Examples
- Tutorials

Using jQuery: in your web page

```
<head>
```

```
. . .
```

```
<script type="text/javascript"  
  src="jquery.js"></script>
```

```
. . .
```

```
</head>
```

Using jQuery: in your JS

```
$(document).ready(function() {  
    // Your code here . . .  
});
```

- You can still declare functions elsewhere

Basic Syntax

- \$: the jQuery function
- `$(selector).function() ;`

Selectors

- `tagname`
- `#id`
- `.class`
- `:button`, `:submit`, `:checked`,
`:animated`, etc.
- `[name=value]`, etc.
- ...
- **Combinations:**
 - `form#myForm input:submit:enabled`
- <http://docs.jquery.com/Selectors>

Chainability/Traversing

- Most methods return the objects that they acted on, so you can chain functions together
 - `$(selector).fadeOut().slideUp();`
- Other methods modify your selection
 - `add()`, `find()`
 - `children()`, `parent()`
 - ...
- Undo with `end()`
- <http://docs.jquery.com/Traversing>

More with \$ ()

- `$(html);`
 - Create a DOM element from a string *html*
 - `$("<div />").addClass("dynamic")
 .text("hi world!")
 .appendTo("body");`
- <http://docs.jquery.com/Core>

Effects

- `$(".hideus").hide() ;`
- `$("#showme").hide("slow") ;`
- `$("#hideme").fadeOut() ;`
- `$(".showus").slideDown() ;`
- `$(".class").animate(...) ;`
- ...
- <http://docs.jquery.com/Effects>

Events

- Old way:

```
<input id="myButton" type="button"  
  onclick="doSomething();"   
  value="Click me!" />
```

- With jQuery:

```
$( "#myButton" ).click(doSomething);
```

Events

```
// disable buttons when clicked
$( "input:button" ).click(function() {
    $(this).attr("disabled",
        true).val("Disabled!");
});
```

- <http://docs.jquery.com/Events>

<http://cloud.cs50.net/~jbolduc/jquery/button.html>

Ajax

```
$.get(url, [data], [callback], [type]);  
$.post(url, [data], [callback], [type]);
```

- url: the URL to access
- data: data to send, as key/value pairs or as query string
- callback: function to call on success
 - Parameters: data, textStatus = success
 - \$.get() and \$.post() don't support error callbacks
- type: format of data

Ajax

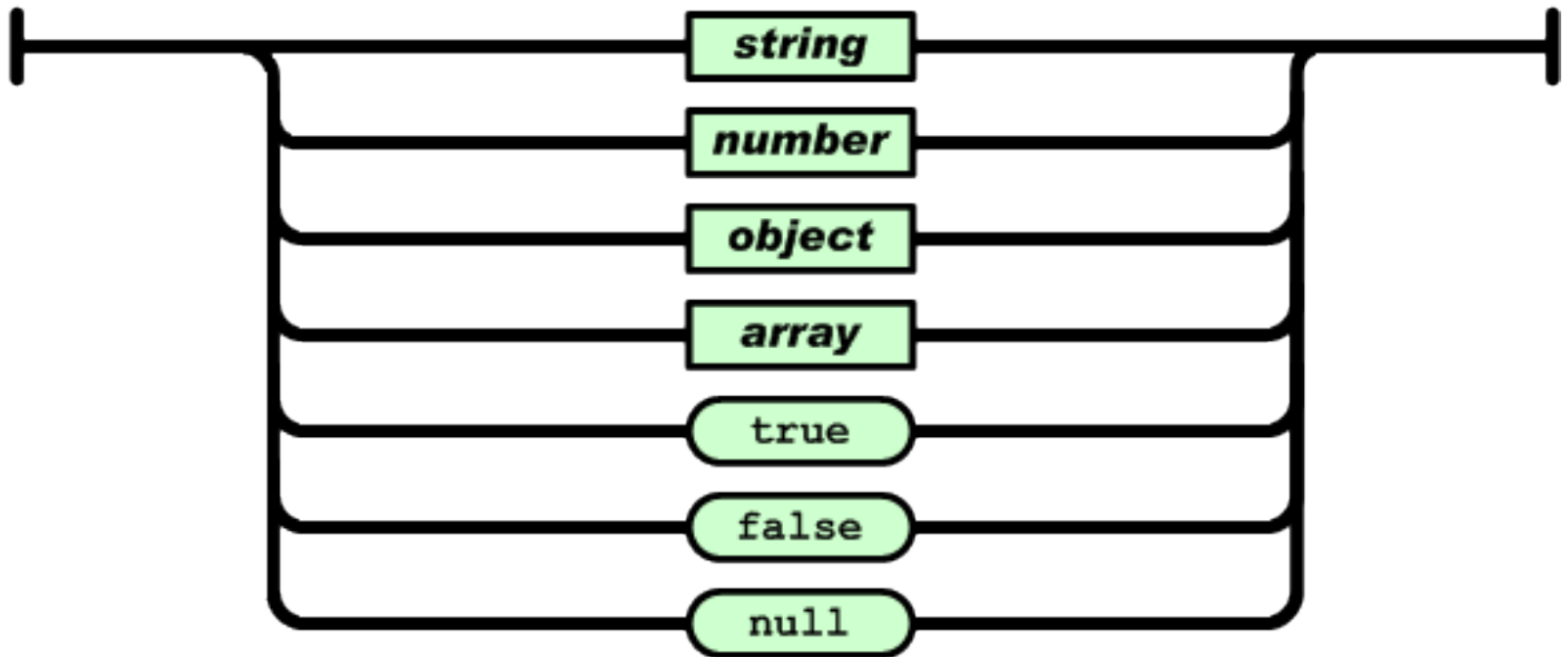
- `$.ajax(options);`
 - Lower-level access (error callbacks, HTTP authentication, and more)
- ...
- <http://docs.jquery.com/Ajax>

JSON

- JavaScript **O**bject **N**otation
- Concise data-interchange format
- <http://json.org>

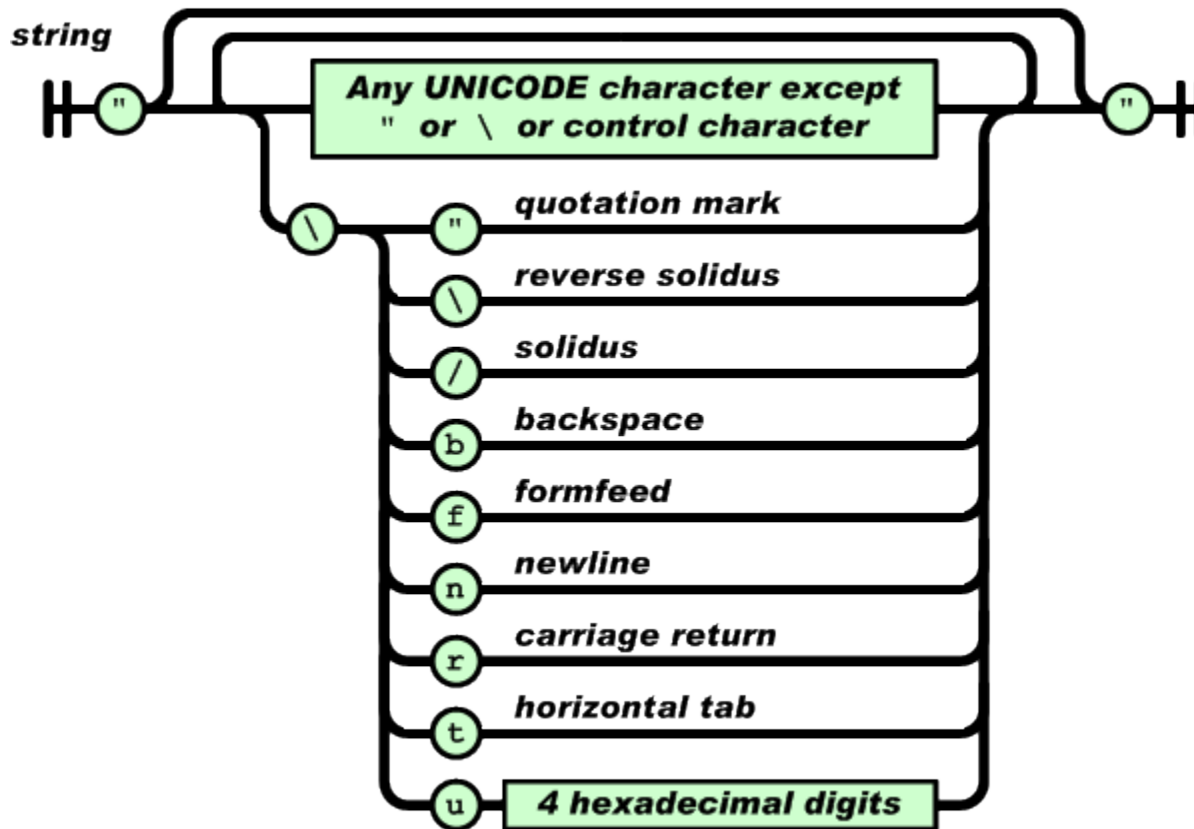
JSON

value



Images from <http://json.org>

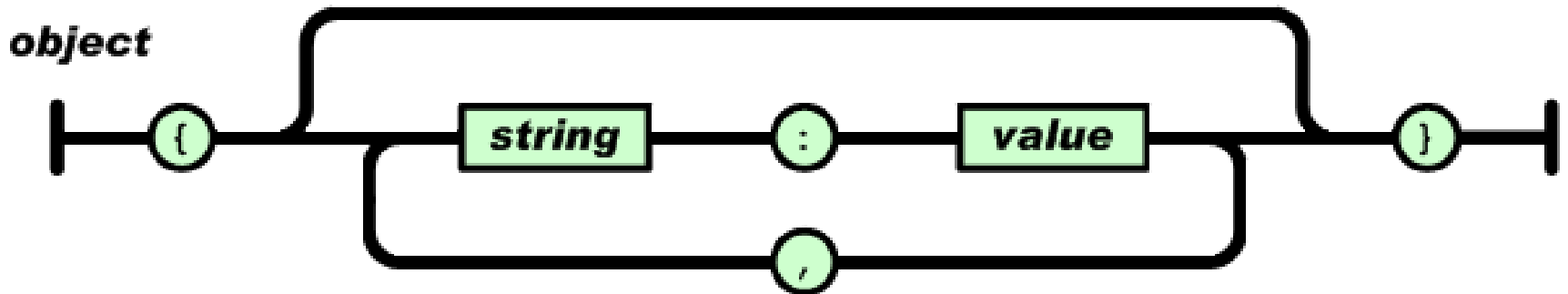
JSON



Images from <http://json.org>

JSON

```
{ "key" : "value" , "key2" : "value2" }
```



Images from <http://json.org>

JSON and PHP

```
$data = array("key" => "value",  
             "key2" => "value2");
```

```
echo json_encode($data);
```

Output:

```
{ "key" : "value" , "key2" : "value2" }
```

JSON and PHP

```
class Data
{
    public $key;
    public $key2;
}

$data = new Data();
$data->key = "value";
$data->key2 = "value2";

echo json_encode($data);
```

`$.getJSON()`

```
$.getJSON(url, [data], [callback]);
```

```
$.getJSON(url, { 'poll_id': poll_id },  
poll_display);
```

- **Equivalent to:**

```
$.get(url, data, callback, "json");
```

Putting it all Together

What's your favorite programming language?

- C
- PHP
- JavaScript

Vote

Get new poll

<http://cloud.cs50.net/~jbolduc/jquery/poll.{php,phps}>

<http://cloud.cs50.net/~jbolduc/jquery/poll.js>

<http://cloud.cs50.net/~jbolduc/jquery/pollhandler.{php,phps}>

Compatibility

- What if the user has intentionally disabled JavaScript? Or if the browser doesn't support it?
- We'd like to retain as much functionality as possible, as transparently as possible

```
lynx http://cloud.cs50.net/~jbolduc/jquery/poll.php
```

<http://cloud.cs50.net/~jbolduc/jquery/poll.{php,phps}>

jQuery UI

- <http://ui.jquery.com>
- Separate library, designed to be used with jQuery
- Download: <http://ui.jquery.com/download>
 - Build it with the features you want
- Docs: <http://docs.jquery.com/UI>
- Demos
 - <http://ui.jquery.com/demos>
 - <http://dev.jquery.com/view/trunk/ui/demos/functional>
(some slightly buggy)

jQuery UI

- Interactions
- Widgets
- Effects

Interactions

- Draggable

- `$("#dragImage").draggable();`
 - `$("#dragImage").draggable({
 opacity: 0.40
});`

<http://dev.jquery.com/view/trunk/ui/demos/functional/#ui.draggable>

Interactions

- Droppable

```
– $( ".drop" ).droppable( {  
    accept: ".block",  
    drop: function( ev, ui ) {  
        $( this ).append( "Dropped! " );  
    }  
} );
```

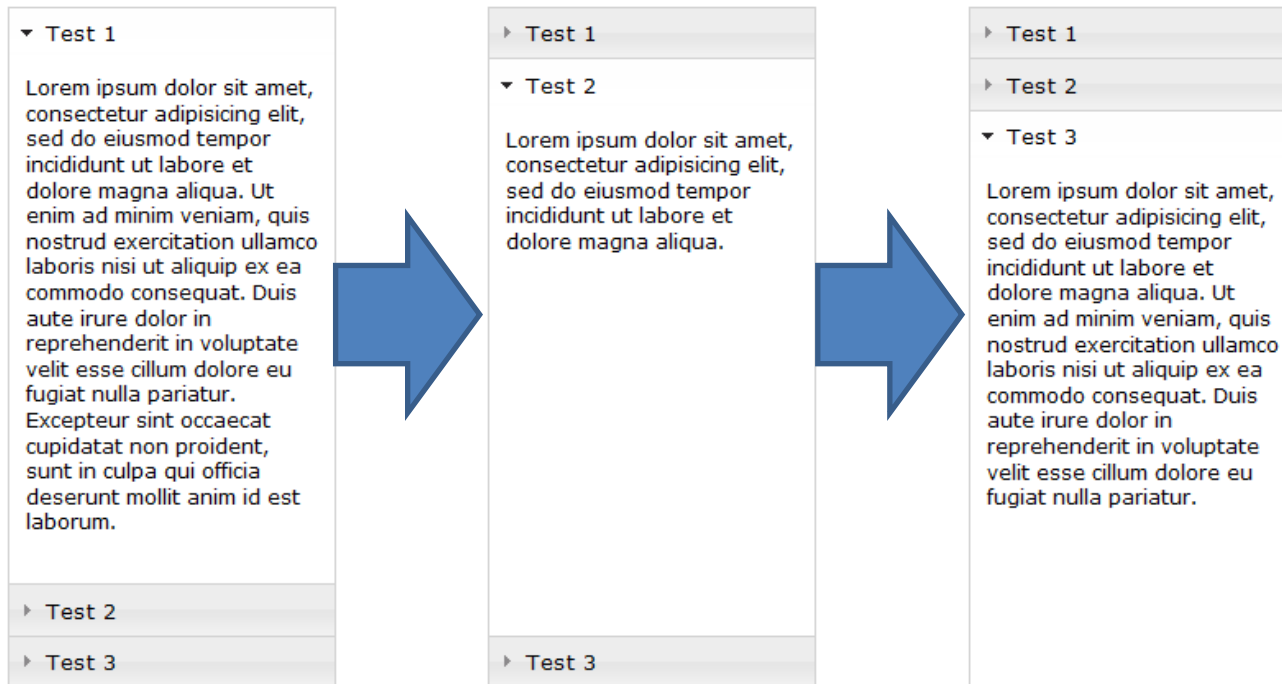
<http://dev.jquery.com/view/trunk/ui/demos/functional/#ui.droppable>

More Interactions

- Resizable
- Selectable
- Sortable

Widgets

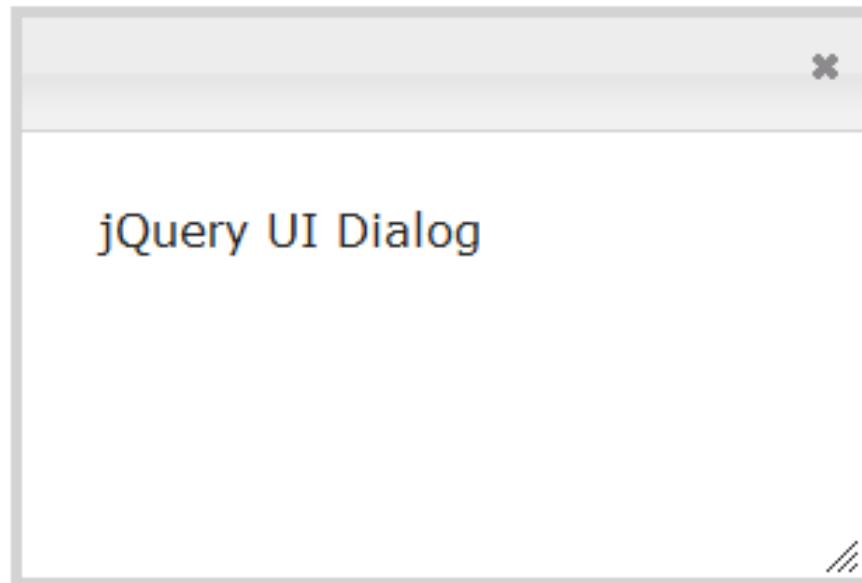
- Accordion



<http://dev.jquery.com/view/trunk/ui/demos/functional/#ui.accordion>

Widgets

- Dialog
- `$("#dialog").dialog() ;`



<http://dev.jquery.com/view/trunk/ui/demos/functional/#ui.dialog>

More Widgets

- Datepicker
- Progressbar
- Slider
- Tabs

Effects

- `$("#id").effect(effect, options, [speed], [callback]);`
- Bounce
- Highlight
- Explode
- Fold
- Pulsate
- ...
- <http://docs.jquery.com/UI/Effects>

Advanced Ajax and JavaScript

Using the jQuery Library