

CS50 Supersection

Lucas Freitas and Lauren
Carvalho

Announcements

- Office hours
- CS50 Appliance
- Have you started your problem set yet?

Today's agenda

1. CS50 Appliance
2. Command line
3. Compiling
4. CS50 Style Guide
5. Variables and math in C
6. Logic in C
7. Loops

CS50 Appliance

- Instructions at <http://cs50.net/appliance>
- gedit
- Terminal

Command line

- `ls`
- `mkdir`
- `cd`
- `rm`
- `rmdir`
- you will learn more as the semester goes

Compiling

you

compiler

Pseudo
code



Source
code



Object
code

Compiling

- Example: writing a program that says “hello”

Compiling

- Pseudo code:
 1. start program
 2. print hello
 3. quit

Compiling

- Source code in C:

```
#include <stdio.h>
```

```
int main(void)
{
    printf("hello\n");
}
```

Compiling

- Object code:

11001111	11111010	11101101	11111110
00000111	00000000	00000000	00000001
00000011	00000000	00000000	00000000
00000001	00000000	00000000	00000000
00000011	00000000	00000000	00000000
10110000	00000101	00000000	00000000
00000000	00100000	00000000	00000000
00000000	00000000	00000000	00000000
00011001	00000000	00000000	00000000
01001000	00000101	00000000	00000000
00000000	00000000	00000000	00000000
00000000	00000000	00000000	00000000

Compiling

- Compiling a program:

```
make hello
```

```
clang -o hello hello.c
```

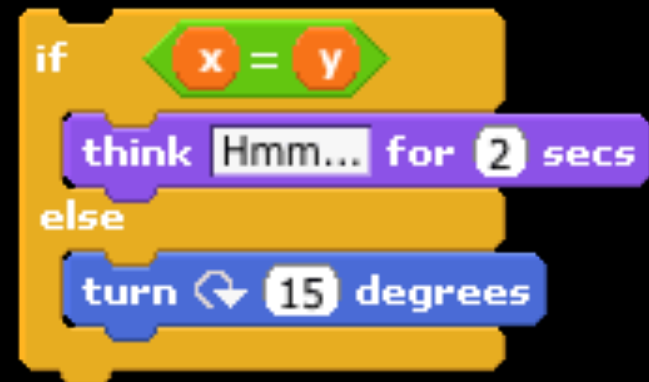
- Running a program:

```
./hello
```

CS50 Style Guide

- Part of your style score
- Guidelines to make sure your code is readable
- Let's take a look at some of them!

Conditions and Boolean Expressions



If statement

```
#include <cs50.h>
#include <stdio.h>

int main(void)
{
    printf("Give me an integer: ");
    int n = GetInt();

    if (n > 0)
    {
        printf("You picked a positive number!\n");
    }
}
```

Boolean Expressions

<

<=

>

>=

==

!=

!

Evaluates to either
true or false.

Combining Boolean Expressions

Logical OR: ||

```
if (x < 0 || x > 100)
{
    printf("invalid\n");
}
```

Logical AND: &&

```
if (x >= 0 && x <= 100)
{
    printf("valid\n");
}
```



```
#include <cs50.h>
#include <stdio.h>

int main(void)
{
    printf("Give me an integer: ");
    int n = GetInt();

    if (n > 0)
    {
        printf("You picked a positive number!\n");
    }
    else
    {
        printf("You picked a negative number!\n");
    }
}
```

```
if (n > 0)
{
    printf("You picked a positive number!\n");
}
else if (n < 0)
{
    printf("You picked a negative number!\n");
}
else
{
    printf("You picked 0!\n");
}
```

```
#include <cs50.h>
#include <stdio.h>

int main(void)
{
    printf("Enter your grade: ");
    int n = GetInt();

    if (n > 90)
    {
        printf("You got an A!\n");
    }
    if (n > 80)
    {
        printf("You got a B!\n");
    }
}
```

```
int main(void)
{
    printf("Give me an integer between 1 and 3: ");
    int n = GetInt();

    switch (n)
    {
        case 1:
            printf("You picked a low number.\n");
            break;
        case 2:
            printf("You picked a medium number.\n");
            break;
        case 3:
            printf("You picked a high number.\n");
            break;
        default:
            printf("Invalid.\n");
            break;
    }
}
```

Ternary Operator

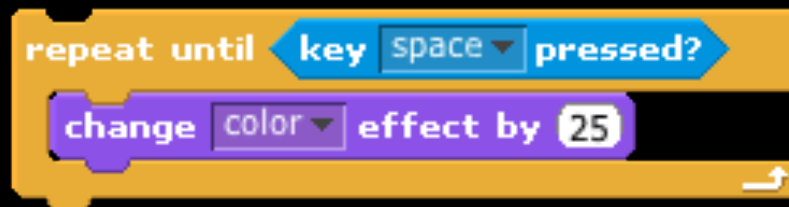
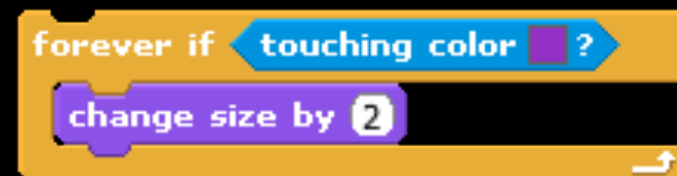
```
#include <cs50.h>
#include <stdio.h>

int main(void)
{
    printf("Give me an integer: ");
    int n = GetInt();

    string s = (n > 100) ? "high" : "low";

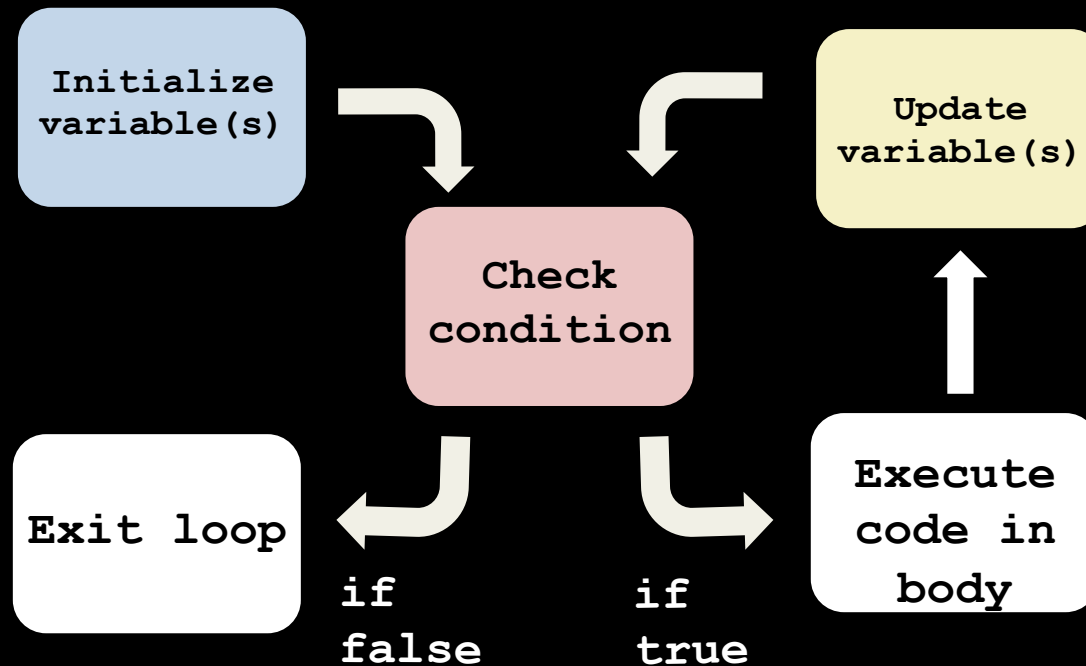
    printf("You picked a %s number!\n", s);
}
```

Loops



For Loops

```
for (initialization; condition; update)  
{  
    execute this code  
}
```



Example

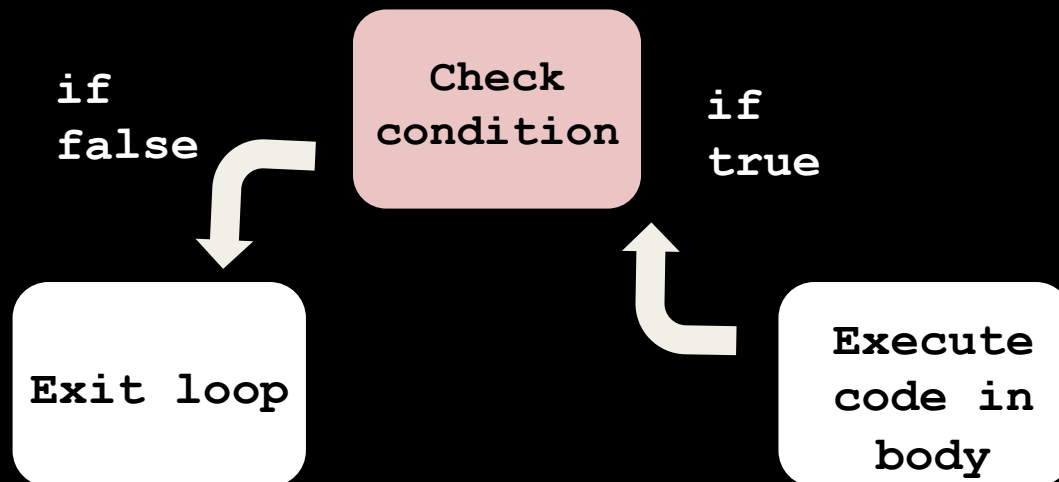
Prints “This is CS50!” ten times



```
for (int i = 0; i < 10; i++)  
{  
    printf("This is CS50!\n");  
}
```

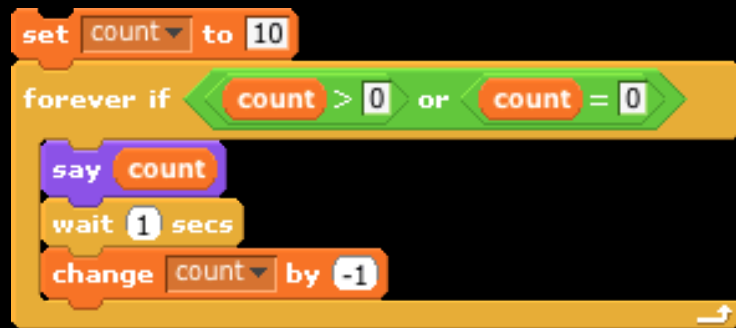

While Loops

```
while (condition)  
{  
    execute this code  
}
```



Example

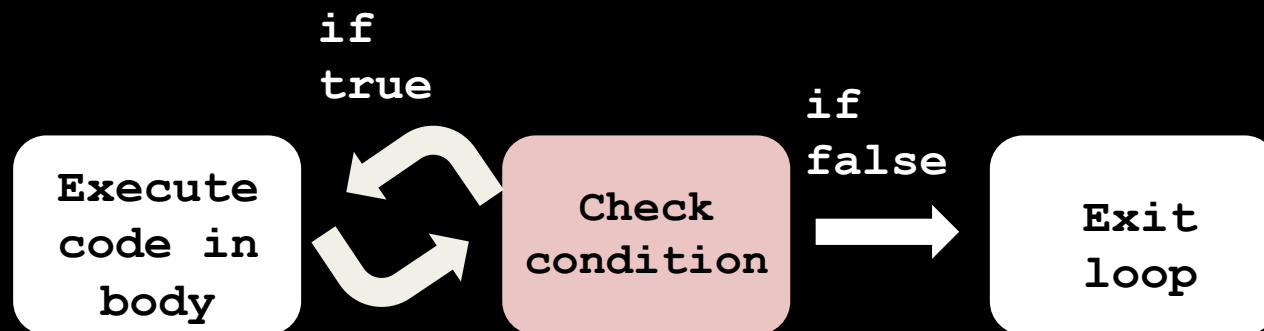
Counts down from 10 to 0



```
int count = 10;
while (count >= 0)
{
    printf("%i\n", count);
    count--;
}
```

Do While Loops

```
do
{
    execute this code
}
while (condition);
```



Example

Reprompts until user enters a positive number

```
int input;  
do  
{  
    printf("Enter a positive number: ");  
    input = GetInt();  
}  
while (input < 1);
```

Math in C



Numerical Variables

`int`

`float`

`double`

`long long`

Let's add some ints!

```
// declare x
```

```
int x;
```

```
// initialize x
```

```
x = 2;
```

```
// declare and initialize y
```

```
int y = x + 1;
```

Division

```
int main(void)
{
    // declare and initialize answer
    float answer = 1 / 10;

    // print answer to two decimal places
    printf("%.2f\n", answer);
}
```


Fixed version: Typecasting

```
int main(void)
{
    // declare and initialize answer
    float answer = (float) 1 / (float) 10;

    // print answer to two decimal places
    printf("%.2f\n", answer);
}
```

Another way

```
int main(void)
{
    // declare and initialize answer
    float answer = 1.0 / 10.0;

    // print answer to two decimal places
    printf("%.2f\n", answer);
}
```

Operator Precedence

What is x?

1. `int x = 2 * 10 + 10 / 2 + 2;`

2. `int x = 2 * (10 + 10) / 2 + 2;`

3. `int x = 2 * (10 + 10) / (2 + 2);`

Modulo

$$1. 55 \% 10$$

$$2. 3 \% 5$$

$$3. 8 \% 8$$

$$4. 16 \% 15$$

What will print?

```
int main(void)
{
    // declare and initialize x, y, z
    int x = 1;
    int y = 2;
    int z = (x + y) * y % y + y;

    // print z
    printf("%i\n", z);
}
```

Floating Point Imprecision

```
int main(void)
{
    // initialize x and y
    float answer = 1.0 / 10.0;

    // print answer to two decimal places
    printf("%.20f\n", answer);
}
```