

GD50

Lecture 0: Pong

Colton Ogden
cogden@cs50.harvard.edu

David J. Malan
malan@harvard.edu



Lectures

- Pong
- Flappy Bird
- Breakout
- Match 3
- Super Mario Bros.
- Legend of Zelda
- Angry Birds
- Pokémon
- Helicopter Game 3D
- Dreadhalls
- Portal

Milestones

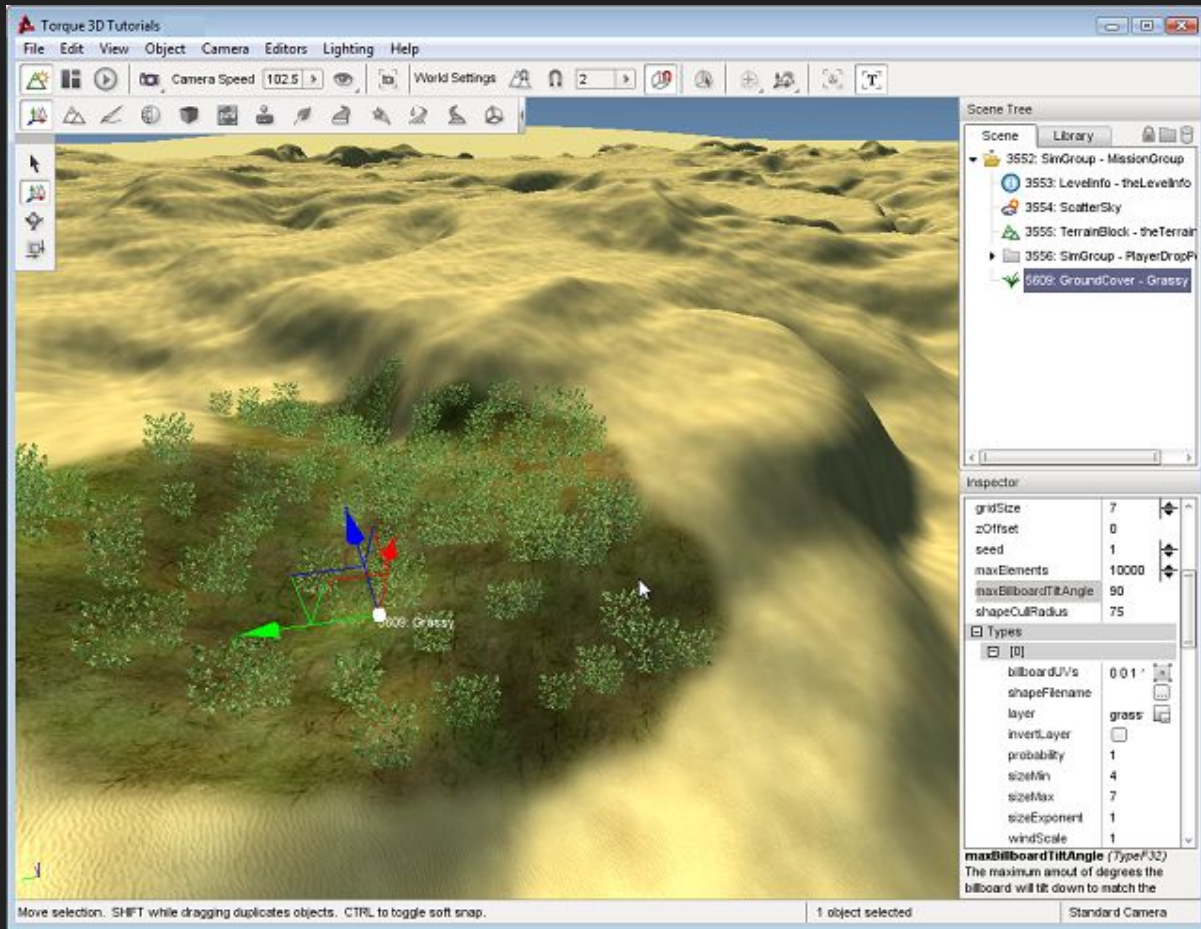
- Assignments
- Projects
- Final Project

COURSE TECHNOLOGY
CENGAGE Learning
Professional • Technical • Reference

3D

GAME PROGRAMMING
ALL IN ONE
THIRD EDITION

KENNETH FINNEY



Topics

- Lua
- LÖVE2D
- Drawing Shapes
- Drawing Text
- DeltaTime and Velocity
- Game State
- Basic OOP (Object-Oriented Programming)
- Box Collision (Hitboxes)
- Sound Effects (with bfxr)

Installing LöVE2D

<https://love2d.org/#download>

https://love2d.org/wiki/Getting_Started

Downloading demo code

<https://github.com/games50/pong>

What is Lua?

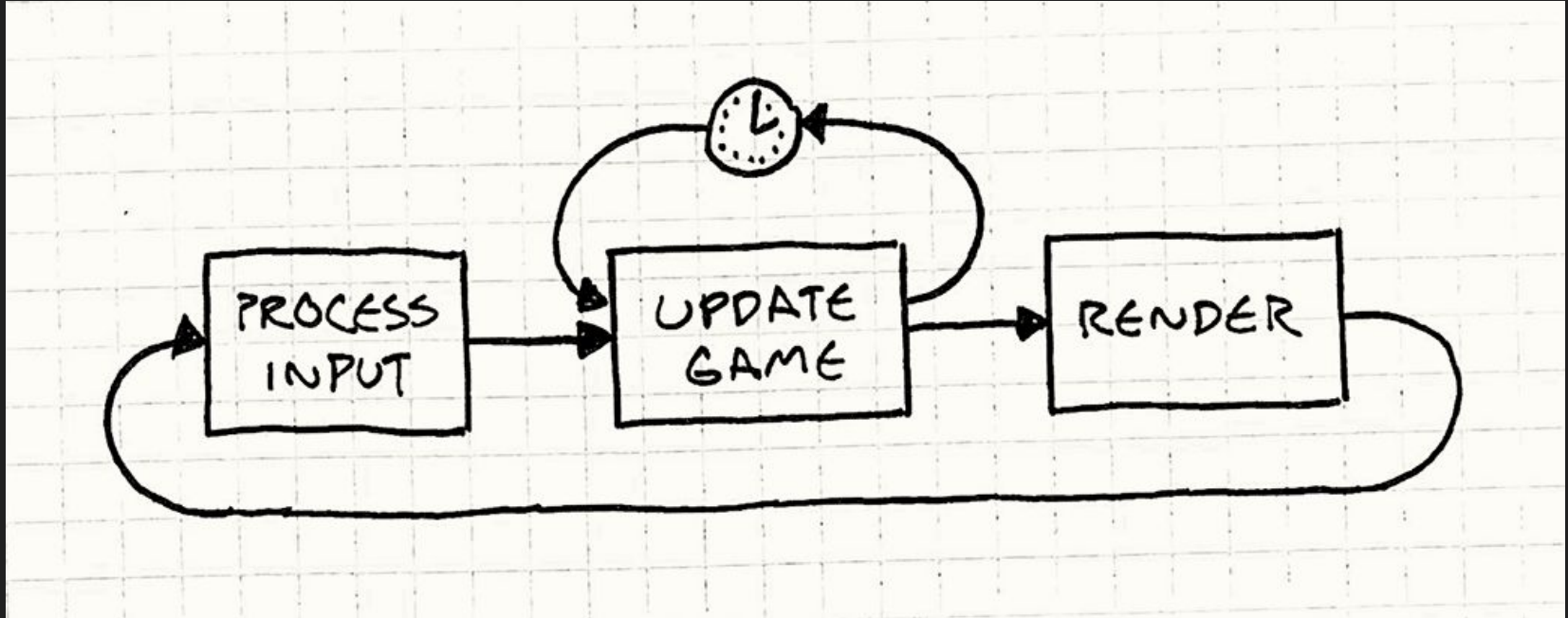
- Portuguese for “moon”; invented in 1993 in Brazil
- Flexible, lightweight scripting language focused around “tables”
- Intended for embedded use in larger applications
- Very popular in the video game industry
- Similar(ish) to JavaScript
- Excellent for storing data as well as code (data-driven design)

What is LöVE2D?

- Fast 2D game development framework written in C++
- Uses Lua as its scripting language
- Contains modules for graphics, keyboard input, math, audio, windowing, physics, and much more
- Completely free and portable to all major desktops and Android/iOS
- Great for prototyping!



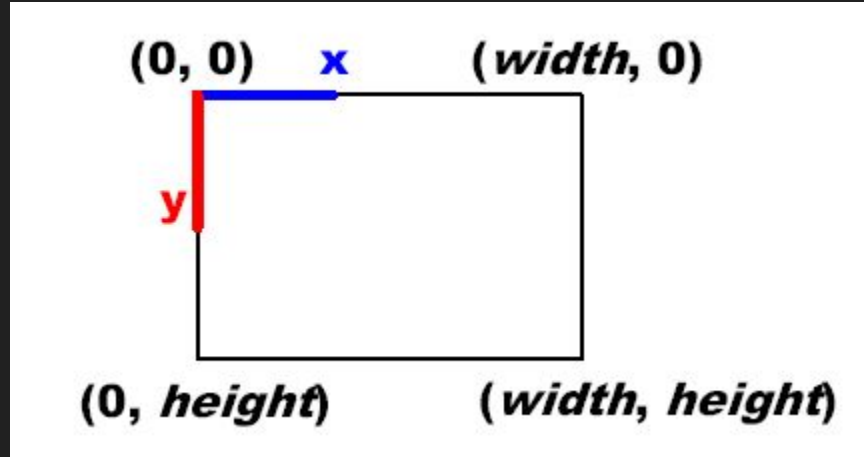
What is a game loop?



Credit: Robert Nystrom

<http://gameprogrammingpatterns.com/game-loop.html>


2D Coordinate System



<http://rbwhitaker.wdfiles.com/local--files/monogame-introduction-to-2d-graphics/2DCoordinateSystem.png>

System where objects have an X and Y coordinate (X, Y) and are drawn accordingly; $(0, 0)$ would be the top-left of our system, with positive directions moving down and to the right and negative values moving up and to the left

Our Goal



Lecture's Scope

- Draw shapes to the screen (paddles and ball)
- Control 2D position of paddles based on input
- Collision detection between paddles and ball to deflect ball back toward opponent
- Collision detection between ball and map boundaries to keep ball within vertical bounds and to detect score (outside horizontal bounds)
- Sound effects when ball hits paddles/walls or when a point is scored for flavor
- Scorekeeping to determine winner

pong-0

“The Day-0 Update”

pong-0: Important Functions, p.1

- `love.load()`

-Used for initializing our game state at the very beginning of program execution.

- `love.update(dt)`

-Called each frame by LÖVE; `dt` will be the elapsed time in seconds since the last frame, and we can use this to scale any changes in our game for even behavior across frame rates.

- `love.draw()`

-Called each frame by LÖVE after `update` for drawing things to the screen once they've changed.

LÖVE2D expects these functions to be implemented in `main.lua` and calls them internally; if we don't define them, it will still function, but our game will be fundamentally incomplete, at least if `update` or `draw` are missing!

pong-0: Important Functions, p.2

- `love.graphics.printf(text, x, y, [width], [align])`

-Versatile print function that can align text left, right, or center on the screen.

- `love.window.setMode(width, height, params)`

-Used to initialize the window's dimensions and to set parameters like vsync (vertical sync), whether we're fullscreen or not, and whether the window is resizable after startup. Won't be using past this example in favor of the push virtual resolution library, which has its own method like this, but useful to know if encountered in other code.

Demo time!

pong-1

"The Low-Res Update"

pong-1: Important Functions

- `love.graphics.setDefaultFilter(min, mag)`

-Sets the texture scaling filter when minimizing and magnifying textures and fonts; default is bilinear, which causes blurriness, and for our use cases we will typically want nearest-neighbor filtering ('nearest'), which results in perfect pixel upscaling and downscaling, simulating a retro feel.

- `love.keypressed(key)`

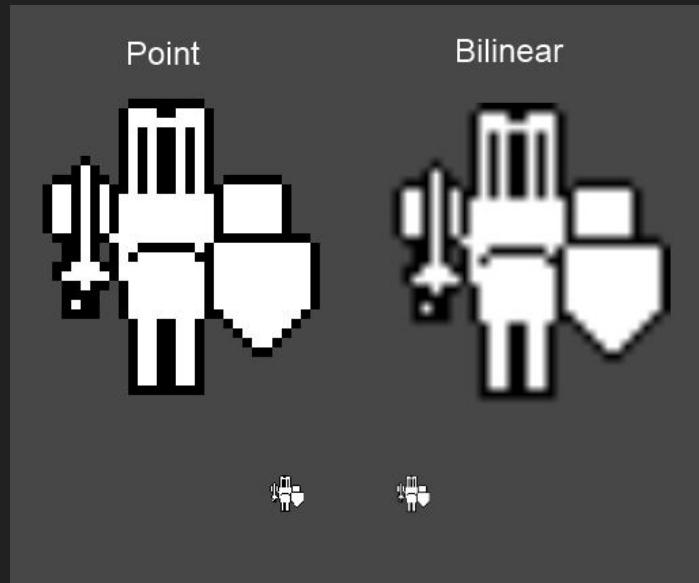
-A LÖVE2D callback function that executes whenever we press a key, assuming we've implemented this in our `main.lua`, in the same vein as `love.load()`, `love.update(dt)`, and `love.draw()`.

- `love.event.quit()`

-Simple function that terminates the application.

Texture Filtering

- “Point” == “Nearest Neighbor” (‘nearest’ in our source code)
- Bilinear/trilinear/anisotropic filtering cause blurriness in 2D, as seen below!



Demo time!

pong-2

“The Rectangle Update”

pong-2: Important Functions, p.1

- `love.graphics.newFont(path, size)`

-Loads a font file into memory at a specific path, setting it to a specific size, and storing it in an object we can use to globally change the currently active font that LÖVE2D is using to render text (functioning like a state machine).

- `love.graphics.setFont(font)`

-Sets LÖVE2D's currently active font (of which there can only be one at a time) to a passed-in `font` object that we can create using `love.graphics.newFont`.

- `love.graphics.clear(r, g, b, a)`

-Wipes the entire screen with a color defined by an RGBA set, each component of which being from 0-255.

pong-2: Important Functions, p.2

- `love.graphics.rectangle(mode, x, y, width, height)`

-Draws a rectangle onto the screen using whichever our active color is (`love.graphics.setColor`, which we don't need to use in this particular project since most everything is white, the default LÖVE2D color). `mode` can be set to 'fill' or 'line', which result in a filled or outlined rectangle, respectively, and the other four parameters are its position and size dimensions. This is the cornerstone drawing function of the entirety of our Pong implementation!

Demo time!

pong-3

"The Paddle Update"

pong-3: Important Functions

- `love.keyboard.isDown(key)`

-Returns true or false depending on whether the specified key is currently held down; differs from `love.keypressed(key)` in that this can be called arbitrarily and will continuously return true if the key is pressed down, where `love.keypressed(key)` will only fire its code once every time the key is initially pressed down. However, since we want to be able to move our paddles up and down by holding down the appropriate keys, we need a function to test for longer periods of input, hence the use of `love.keyboard.isDown(key)`!

Demo time!

pong-4

"The Ball Update"

pong-4: Important Functions, p.1

- `math.randomseed(num)`

-“Seeds” the random number generator used by Lua (`math.random`) with some value such that its randomness is dependent on that supplied value, allowing us to pass in different numbers each playthrough to guarantee non-consistency across different program executions (or uniformity if we want consistent behavior for testing).

- `os.time()`

-Lua function that returns, in seconds, the time since 00:00:00 UTC, January 1, 1970, also known as Unix epoch time (https://en.wikipedia.org/wiki/Unix_time).

- `math.random(min, max)`

-Returns a random number, dependent on the seeded random number generator, between `min` and `max`, inclusive.

pong-4: Important Functions, p.1

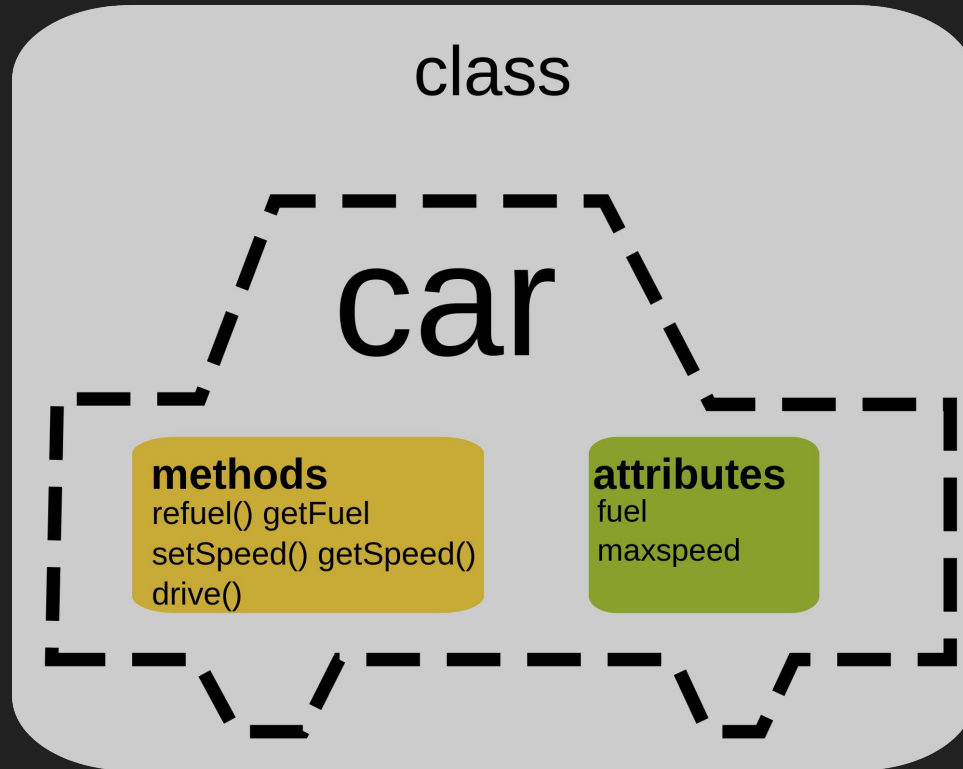
- `math.min(num1, num2)`
-Returns the lesser of the two numbers passed in.
- `math.max(num1, num2)`
-Returns the greater of the two numbers passed in.

Demo time!

pong-5

"The Class Update"

What is a class? p.1



What is a class? p. 2

- Blueprints for creating bundles of data and code that are related.
- A “Car” class can have attributes that describe its brand, model, color, miles, and anything else descriptive; these are also known as “fields”.
- A “Car” class can also have “methods” that define its behavior, such as “accelerate”, “turn”, “honk”, and more, which take the form of functions.
- Objects are instantiated from these class blueprints, and it’s these concrete objects that are the physical “cars” you see on the road, as opposed to the blueprints that may exist in the factory.
- Our Paddles and Ball are perfect simple use cases for taking some of our code and bundling it together into classes and objects.

Demo time!

pong-6

"The FPS Update"

pong-6: Important Functions, p.1

- `love.window.setTitle(title)`

-Simply sets the title of our application window, adding a slight level of polish.

- `love.timer.getFPS()`

-Returns the current FPS of our application, making it easy to monitor when printed.

Demo time!

pong-7

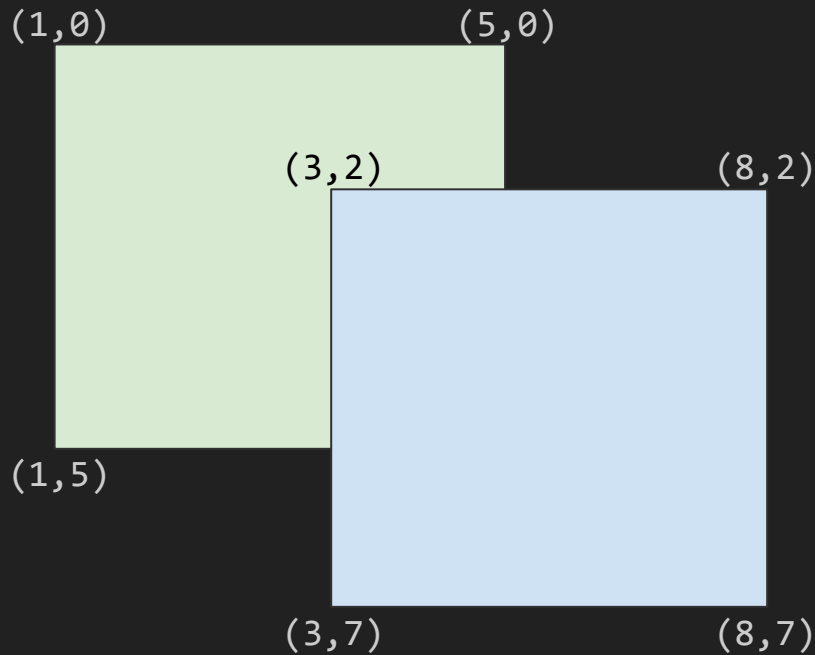
"The Collision Update"

AABB Collision Detection, p.1

- Relies on all colliding entities to have “axis-aligned bounding boxes”, which simply means their collision boxes contain no rotation in our world space, which allows us to use a simple math formula to test for collision:

```
if rect1.x is not > rect2.x + rect2.width and
   rect1.x + rect1.width is not < rect2.x and
   rect1.y is not > rect2.y + rect2.height and
   rect1.y + rect1.height is not < rect2.y:
    collision is true
else
    collision is false
```

AABB Collision Detection, p.2



Demo time!

pong-8

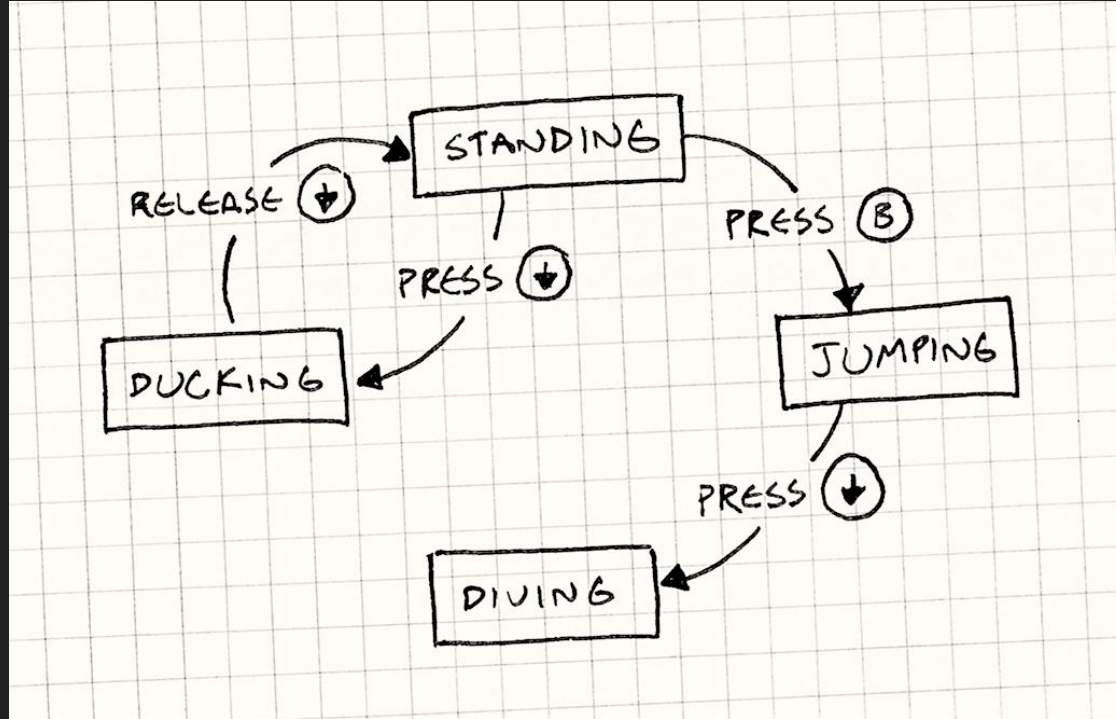
"The Score Update"

Demo time!

pong-9

“The Serve Update”

State Machine



Credit: Robert Nystrom

Demo time!

pong-10

"The Victory Update"

Demo time!

pong-11

"The Audio Update"

pong-11: Important Functions

- `love.audio.newSource(path, [type])`

-Creates a LÖVE2D Audio object that we can play back at any point in our program. Can also be given a “type” of “stream” or “static”; streamed assets will be streamed from disk as needed, whereas static assets will be preserved in memory. For larger sound effects and music tracks, streaming is more memory-effective; in our examples, audio assets are static, since they’re so small that they won’t take up much memory at all.

bfxr, p. 1

The screenshot shows the Bfxr software interface with the 'Jump' sound selected. The interface is divided into several sections:

- Sound List:** A list of sounds on the left, with 'Jump' highlighted. Each sound has a small 'X' icon next to it.
- Synth/Mixer:** A central panel with tabs for 'Synth' and 'Mixer'. Under 'Synth', there are buttons for waveforms: Triangle, Sin, Square, Saw, Breaker, Tan, Whistle, White, and Pink.
- Parameters:** A series of sliders and knobs for adjusting sound properties: Attack Time, Sustain Time, Punch, Decay Time, Compression, Frequency, Frequency Cutoff, Frequency Slide, Delta Slide, Vibrato Depth, Vibrato Speed, Harmonics, Harmonics Falloff, Pitch Jump Repeat Speed, Pitch Jump Amount 1, Pitch Jump Onset 1, Pitch Jump Amount 2, Pitch Jump Onset 2, Square Duty, Duty Sweep, Repeat Speed, Flanger Offset, Flanger Sweep, and Low-pass Filter Cutoff.
- Actions:** A bottom right section with buttons for 'Play On Change', 'Play', 'Master Volume', 'Export Wav', 'Load from Disk', 'Save to Disk', 'Copy', 'Paste', 'Copy Link', and 'About'.

bfxr, p. 2

- Simple sound-generating program, freely available on major OSes.
- Used to generate all sound effects for our Pong example and most examples going forward.
- <https://www.bfxr.net/>

Demo time!

pong-12

"The Resize Update"

pong-12: Important Functions

- `love.resize(width, height)`

-Called by LÖVE every time we resize the application; logic should go in here if anything in the game (like a UI) is sized dynamically based on the window size. `push:resize()` needs to be called here for our use case so that it can dynamically rescale its internal canvas to fit our new window dimensions.

Demo time!